



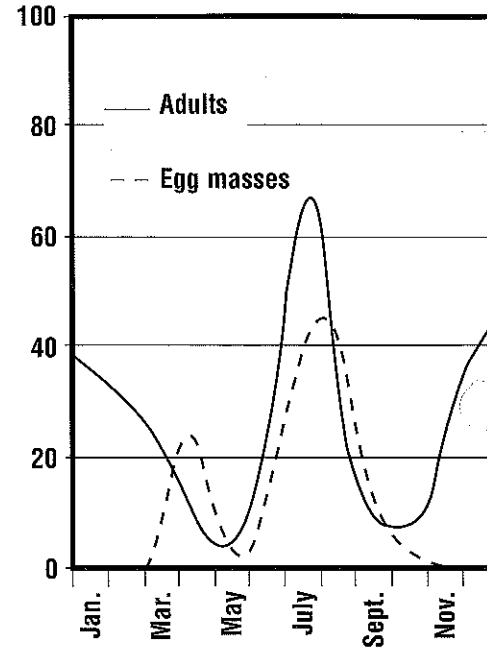
Glassy-winged sharpshooter eggs are laid together on the underside of leaves, usually in groups of 10 to 12. The egg masses appear as small, greenish blisters. These blisters are easier to observe after the eggs hatch, when they appear as tan to brown scars on the leaves.



hatched egg masses are tan to brown in color with small, circular holes at one end of the eggs.

Download a copy of this brochure from <http://danr.ucop.edu> or <http://danrcs.ucdavis.edu>

Glassy-winged Sharpshooter
Generalized Lifecycle



Glassy-winged sharpshooters overwinter as adults and begin laying egg masses in late February through May. This first generation matures as adults in late May through late August. Second-generation egg masses are laid starting in mid-June through late September, which develop into overwintering adults.

This informational brochure was produced by ANR Communication Services for the University of California Pierce's Disease Research and Emergency Response Task Force. You may download a copy of the brochure from the Division of Agriculture and Natural Resources web site at <http://danr.ucop.edu> or from the Communication Services web site at <http://danrcs.ucdavis.edu>.

For local information, contact your UC Cooperative Extension farm advisor:

GLASSY-WINGED SHARPSHOOTER

A Serious Threat to California Agriculture



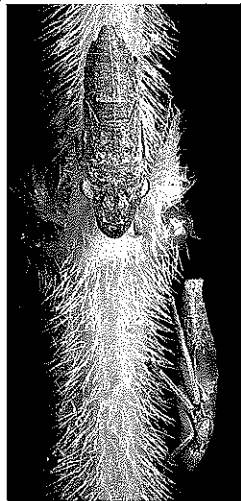
FROM THE
UNIVERSITY OF CALIFORNIA'S
PIERCE'S DISEASE RESEARCH AND
EMERGENCY RESPONSE TASK FORCE

For local information, contact your UC Cooperative Extension farm advisor


GLASSY-WINGED SHARPSHOOTER

Glassy-winged sharpshooter (*Homalodisca coagulata*) is a serious new pest in California.

Native to the southeast United States, this insect was first observed in California in 1990 and is now found throughout Southern California and parts of Kern County. It is a particular threat to California vineyards due to its ability to spread *Xylella fastidiosa*, the bacterium that causes Pierce's disease. Pierce's disease kills grapevines, and there are no effective treatments for it. Glassy-winged sharpshooters have led to a Pierce's disease epidemic in the Temecula region of Southern California that threatens the survival of its viticultural industry.



The immature nymphs are wingless.



Glassy-winged sharpshooters are large insects, about 1/2 inch long.

In addition to Pierce's disease, *X. fastidiosa* causes almond leaf scorch, alfalfa dwarf, oleander leaf scorch, and citrus variegated chlorosis. The potential spread of these diseases by the glassy-winged sharpshooter should be of concern to agricultural producers throughout California.


Identification

The glassy-winged sharpshooter feeds on a wide variety of ornamental and crop plants. On most plants, it feeds on stems rather than leaves. When feeding, it excretes copious amounts of watery excrement in a steady stream of small droplets. In urban areas, this "leafhopper rain" can be a messy nuisance. When dry, the excrement can give plants a whitewashed appearance.



The glassy-winged sharpshooter gets its name from its transparent wings.

A large insect—almost 1/2 inch (12 mm) long—the glassy-winged sharpshooter is dark brown to black with a lighter underside. The upper parts of the head and back are stippled with ivory or yellowish spots; the wings are partly transparent with reddish veins. Watery excrement often collects on either side of the insect, appearing as large white spots.



This citrus has been whitewashed with the insect's watery excrement.

Detection

Early detection of the glassy-winged sharpshooter in Central and Northern California is important for developing control strategies. Growers can be of great assistance in this effort. Yellow sticky traps, even those used to detect other insects such as apple maggots or blue-green sharpshooters, are useful for monitoring the glassy-winged sharpshooter. Plants can be examined by direct observation or by using a sweep net. Look for adult insects, nymphs, and egg masses.



The glassy-winged sharpshooter is shown next to the smaller blue-green sharpshooter.

If you find egg masses or insects you suspect to be the glassy-winged sharpshooter, please contact your local UC Cooperative Extension office and/or your county agricultural commissioner. They can help with insect collection and positive identification. Please take them the specimens if possible, and note where and when they were collected and on which plants they were found.

GLASSY-WINGED SHARPSHOOTER

